



2014 Year in Review



At every stage of our work, we at Family Reach ask ourselves: Are the foundation's strategic initiatives, approaches and grants achieving the maximum impact they can?

We are pleased to report that the answer is, YES!

During 2014, Family Reach provided financial, emotional and resource support to 1,600 families across the United States.

Mission & History:

At Family Reach Foundation, we know that cancer care is more than just medicine, hospitals and surgeries. It's a safe shelter, running heat and electricity, gas in the car and food on the table. It's support with a family's everyday basic needs, allowing caregivers to focus entirely on a loved one's fight to survive.

Founded in 1996 as the Colangelo/Morello-Wiatrak Cancer Fund by two New Jersey families in memory of their children who lost their battles with cancer, Family Reach Foundation was renamed and incorporated as a 501(c)(3) charitable organization in 2003. **Since incorporating in 2003, Family Reach has helped more than 5,000 children and families.**

Family Reach fills a unique niche among foundations providing support to cancer patients and their families. Family Reach is the only organizations working on a national level to raise awareness about the debilitating financial impact of cancer on families while providing financial support for families going through cancer treatment.

During 2014, critical support by Family Reach provided families the resources they needed to ensure their loved ones had uninterrupted access to medical care and support...critical in their fight to conquer cancer.

Helping Families Maintain Access to Care

Who We Helped:

In 2014, Family Reach distributed 895 grants to 814 families totaling over \$1,128,800 in financial support. 542 of the grant recipients were receiving cancer care and support from one of these **32 Family Reach Partner Hospitals**:

California

Children's Hospital Los Angeles

Lucile Packard Children's Hospital at Stanford

Rady Children's Hospital of San Diego

UCSF Benioff Children's Hospital, San Francisco

UCSF Benioff Children's Hospital, Oakland

Florida

All Children's Hospital, Tampa

Miami Children's Hospital, Miami

Shands Children's Hospital, Gainesville

Illinois

Ann & Robert H. Lurie Children's Hospital, Chicago

Advocate Children's Hospital, Oak Lawn

Comer Children's Hospital, Chicago

New England

Dana-Farber Cancer Institute, Boston

Massachusetts General Hospital, Boston

Floating Hospital for Children at Tufts Medical Center, Boston

UMass Memorial Medical Center, Worcester

Rhode Island Hospital, Providence

New Jersey

Morristown Medical Center

Newark Beth Israel Medical Center

Robert Wood Johnson Medical Center, New Brunswick

New York

Memorial Sloan-Kettering Cancer Center, New York City

Morgan Stanley Children's Hospital of New York-Presbyterian

Mount Sinai Medical Center, New York City

Ohio

Cincinnati Children's Hospital

Nationwide Children's Hospital, Columbus

Other

Children's Hospital Colorado, Denver, CO

Children's Hospital of Erlanger, Chattanooga, TN

University of Arizona Medical Center, Tucson, AZ

Sydney Kimmel Comprehensive Cancer Center at Johns Hopkins Hospital, Baltimore, MD

Yale-New Haven Children's Hospital, Stamford, CT

Texas

Children's Medical Center of Dallas

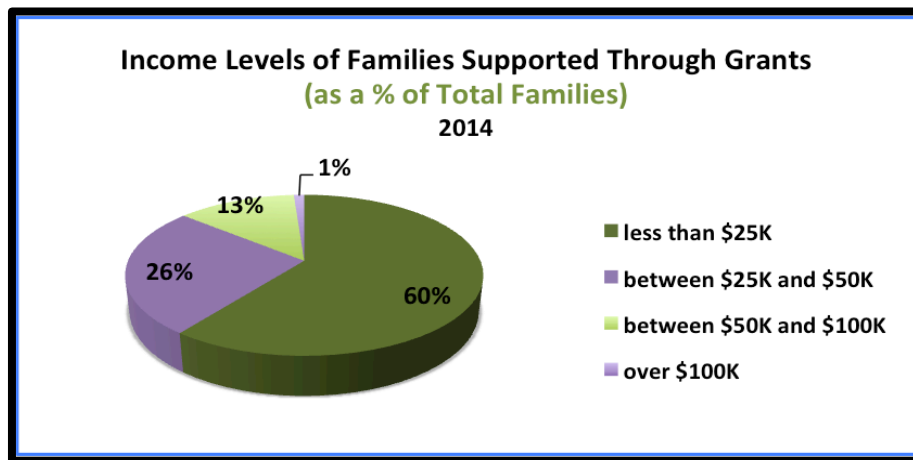
Cook Children's Medical Center, Fort Worth

Dell Children's Medical Center of Central Texas, Austin

With the support of social work staff from outside of our partner network, 272 families submitted applications to Family Reach for financial support. Family Reach program staff worked with these hospital social workers to verify a patient's status and to guide the application process through approval. **90 Out of Network hospitals facilitated Family Reach grants in 2014.**

The remaining 786 families received critical social, emotional and financial support and expertise from Family Reach through our Gift Card & Parking Pass program, Navigation Services, and/or a Family Reach sponsored community outing opportunity. **Family Reach distributed \$122,145 in gift cards (gas, food, clothing and basic needs) and parking passes to partner hospitals for use by families struggling to make ends meet.** In an effort to support all families in need of assistance, Family Reach social workers worked tirelessly throughout the year, providing counseling and resource options for families seeking additional and/or alternative support outside of our foundations resources and giving criteria.

All families supported by Family Reach reported experiencing a significant reduction in household income due to at least one parent being unable to work or having to significantly reduce their hours to care for a child or themselves while fighting cancer.



Families were overwhelmed by their post-diagnosis financial bottom line- putting them in the unimaginable position of having to choose between paying for food, rent/mortgage and utilities or critical medical care and life-saving cancer treatments for their loved one.

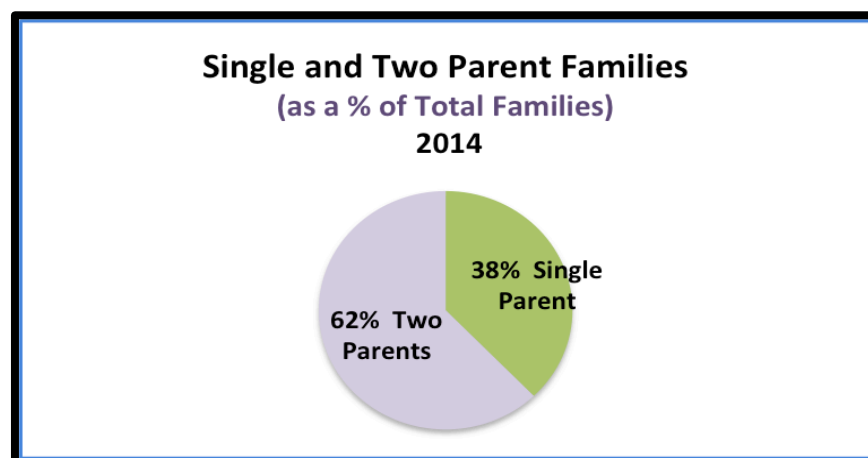
26% of the families had annual household incomes between \$25,000 and \$50,000.

60% of families were desperately trying to survive on less than \$25,000 in annual household incomes.

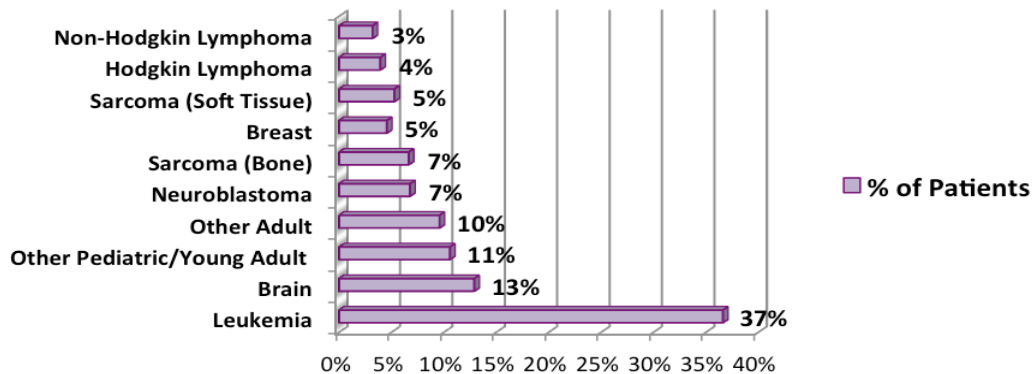
Balance these figures with the reality that out-of-pocket medical expenses related to cancer treatment have been shown to average \$34,558 per year, and a financial crisis is born.

Many families report that they would never have believed that their family would be facing a financial crisis. Prior to a cancer diagnosis, many of our families were living comfortably as middle class homeowners. It was unimaginable for them to find themselves on the verge of homelessness, unable to support their family.

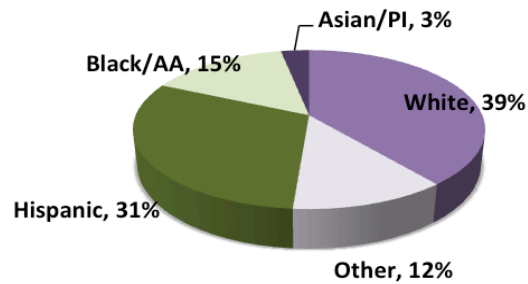
The financial challenges of supporting a child with cancer are even more daunting for single parent families; 38% of the families who received grants made possible by your donation were single parent families.



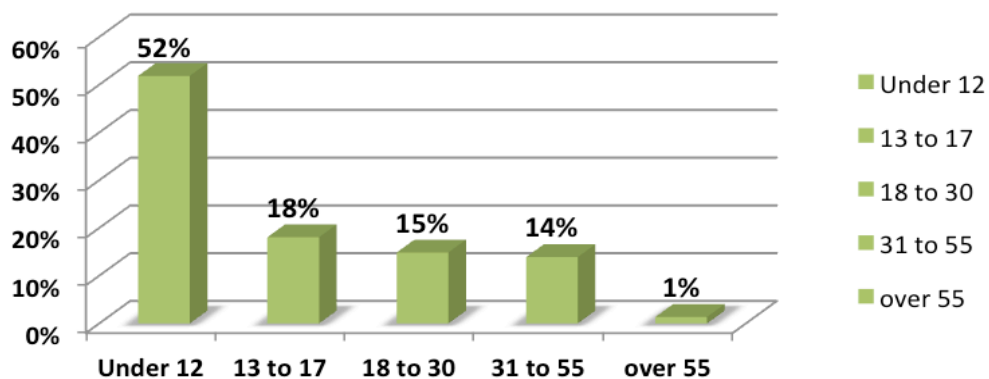
Distribution of Grantees by Primary Cancer Type As a % of Total Grantees 2014



Patient Race and Ethnicity As a % of Total Families 2014



Patient Ages 2014



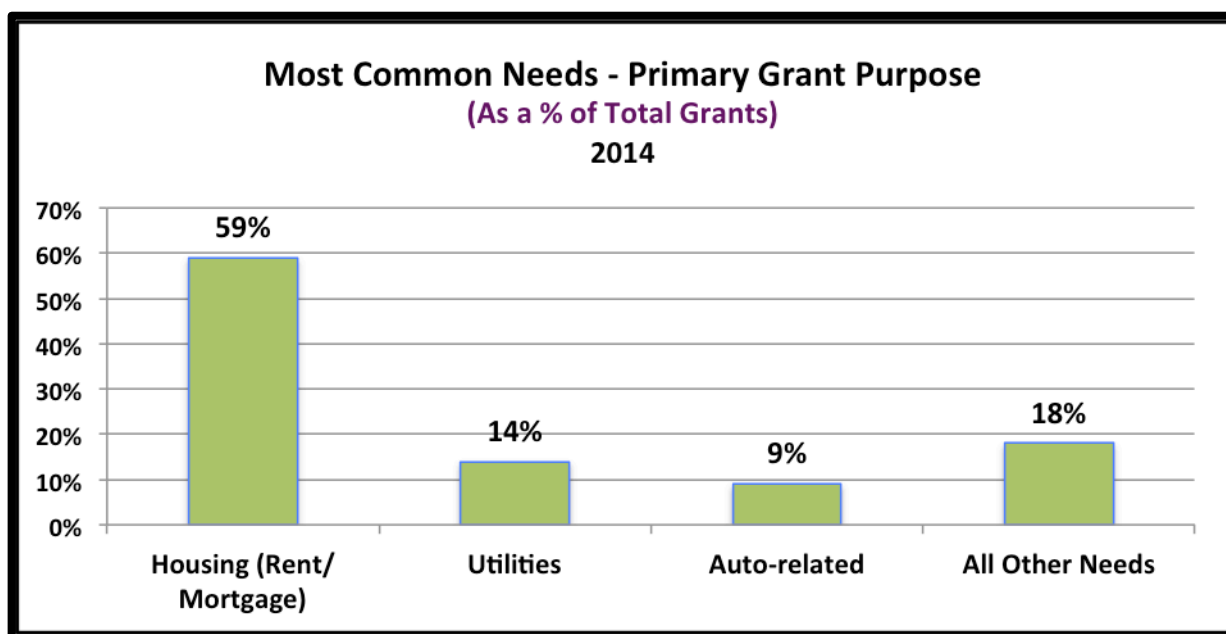
How We Helped:

Direct Financial Assistance through Lifeline Grants

Lifeline Grant Program:

The Lifeline Grant program at Family Reach is an effective, compassionate and fair process to identify families in need and deliver assistance in a timely manner. The program is overseen and administered by Family Reach's dedicated social work staff, who work with our partner oncology social workers, to evaluate a family's need quickly and consistently. Through a simple grant process, hospital social workers complete an online grant application on behalf of the families. Family Reach relies on their skill and integrity to screen and verify the family situation in a non-intrusive manner.

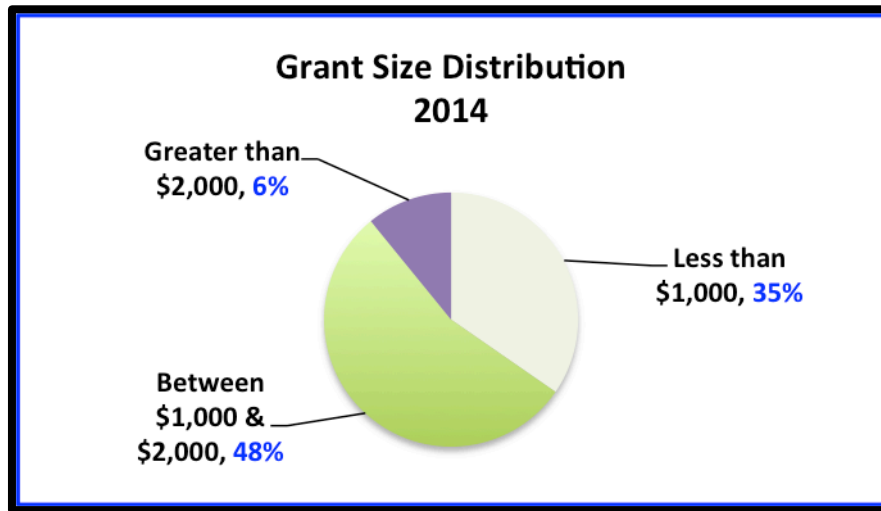
Lifeline grants focus on assisting with the following burdens: **Mortgage, rent, utilities, transportation, car payments, uncovered medical expenses, lodging near treatment, gas, parking, food, childcare, in-home care and funeral expenses.** Grants secured through the Lifeline Grant program range from \$250 to \$2,000.



Family Reach acknowledges that every family's journey is different. The Lifeline grant program allows for social workers to apply for other needs that become critical to a patient's care.

Hands of Hope Fund

The Hands of Hope Fund was developed out of a compelling need to help families whose financial need far exceeded the average grant level of support. We have found that 1 out of 10 Family Reach grantees require additional longer-term assistance to help them through a catastrophic financial situation. The Hands of Hope Fund has been designated to assist these families without depleting our hospital partners Lifeline Grant accounts. Hands of Hope recipients are thoughtfully vetted through our hospital partner and staff social workers, grants vary in size based on need and may consist of multiple grants or a one-time larger denomination. These grants are greater than the \$2,000 maximum allowed under the Lifeline Grant program.



The average grant amount for 2014 was \$1,312.

Grant amounts ranged from \$62 to \$6,143.

**895 grants were distributed to 814 families for a total of
\$1,129,859 in support.**

The Family Reach Difference:

Working with Partner Hospitals – Collaborative/Cost Effective Model

The founders of Family Reach had the foresight to understand the importance of developing strong working relationships with social workers and treatment staff throughout our network of partner hospitals. These long standing relationships allow Family Reach to maximize our donor's impact. Our successful and cost effective model allows Family Reach to leverage our partner hospitals expertise and specialists, thereby keeping our administrative costs low, while maintaining the highest quality programs and services.

Additionally, this model enables Family Reach to deliver assistance through an easy and fast process, alleviating financial stressors that might otherwise impact family stability and a patient's continued access to treatment. How our grant administration benefits families:

- **Accessibility:** Family Reach responds to hospital social workers' questions/requests in a timely manner.
- **Fast Delivery:** After grant requests are submitted by hospital social workers, applications are reviewed and payment mailed directly to vendors within 2-5 days. Additionally, in crisis situations where financial need is imperative, Family Reach is able to deliver aid within 24 hours.
- **Larger Grant Sizes:** Hospital social workers often note that access to larger grants is

crucial in their efforts to stabilize families. In contrast to many other cancer related support agencies, Family Reach offers a larger range of grant sizes, allowing social workers to immediately stabilize at-risk families. An average Family Reach Lifeline grant is \$1,280. Under this program, hospital social workers can request up to \$2,000 and make additional requests when there is significant need. Through our Hands of Hope program, grants over \$2,000 are distributed to families whose financial needs are greater and more emergent in nature.

Family Reach Walks with Families Throughout Their Cancer Journeys

Family Reach staff understands that a patient's cancer fight may be prolonged due to extended treatment protocols, complications and relapses. In these cases, families may face several unexpected financial setbacks. Family Reach works closely with our partner hospital social workers to support families during these times. Through both our Lifeline and Hands of Hope grant programs, families are able to request additional grants from Family Reach. Although we cannot be a family's primary source of support and stabilization, Family Reach plays an important role throughout a patient's cancer fight.

OUR IMPACT

In 2014, Family Reach continued to strengthen our service footprint, allowing us to be a financial lifeline for the ever-increasing number of families fighting cancer.